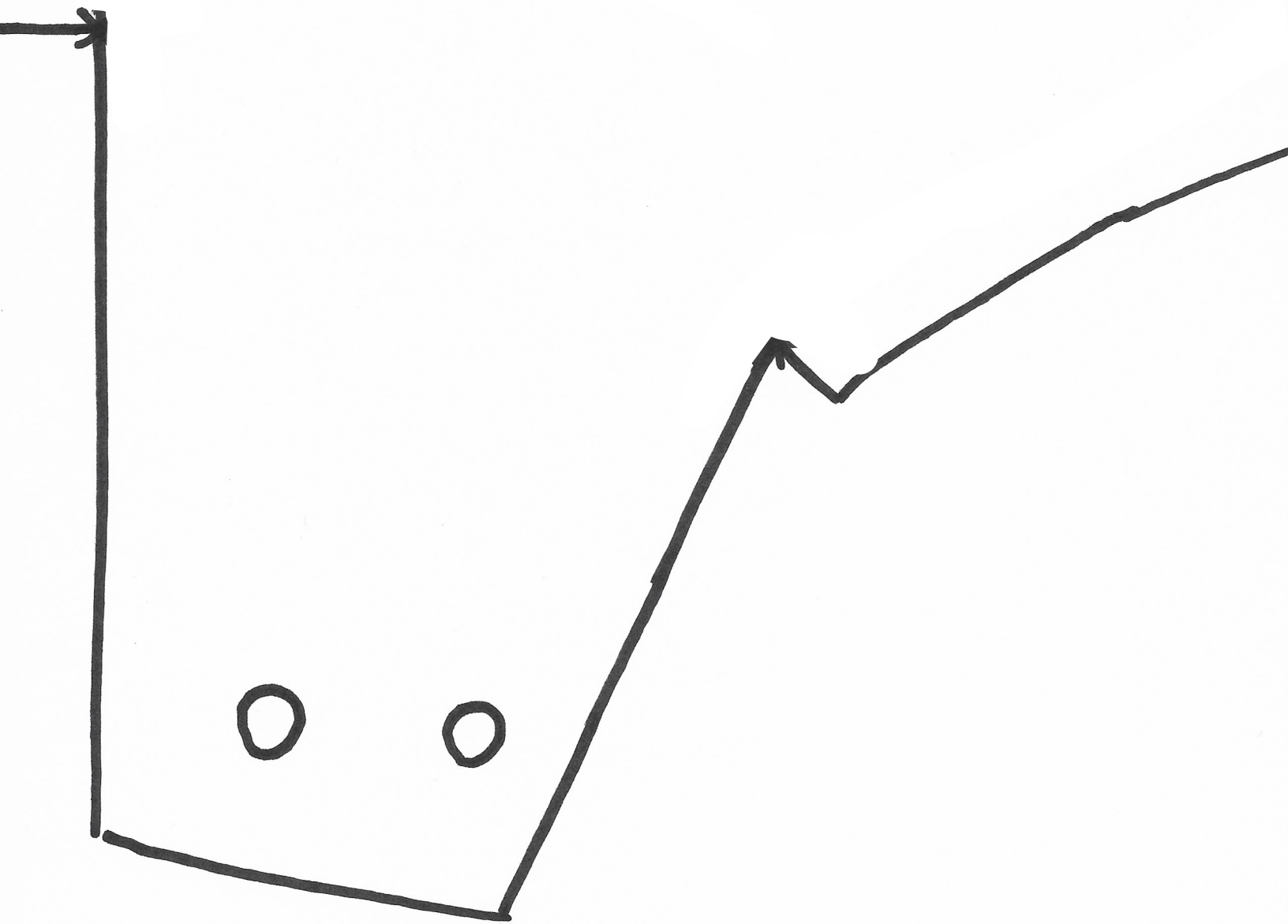





Large Diaper Cover

Pattern part 1 Of 4



*Large Diaper Cover
Pattern part 2 of 4*

*Place
this edge
on fold of
fabric*




Large Diaper Cover Pattern part 3 of 4

Gusset



The image shows a hand-drawn pattern piece for a diaper cover gusset. The shape is roughly rectangular with a curved top edge and a curved bottom edge. The top edge starts with a slight curve, then becomes more pronounced as it moves towards the right. The bottom edge is also curved, starting with a slight curve and then becoming more pronounced as it moves towards the right. The word "Gusset" is written in a cursive font inside the shape. The drawing is done in black ink on a white background.

Large Diaper Cover Pattern part 4 of 4



Gusset (cut 2)